

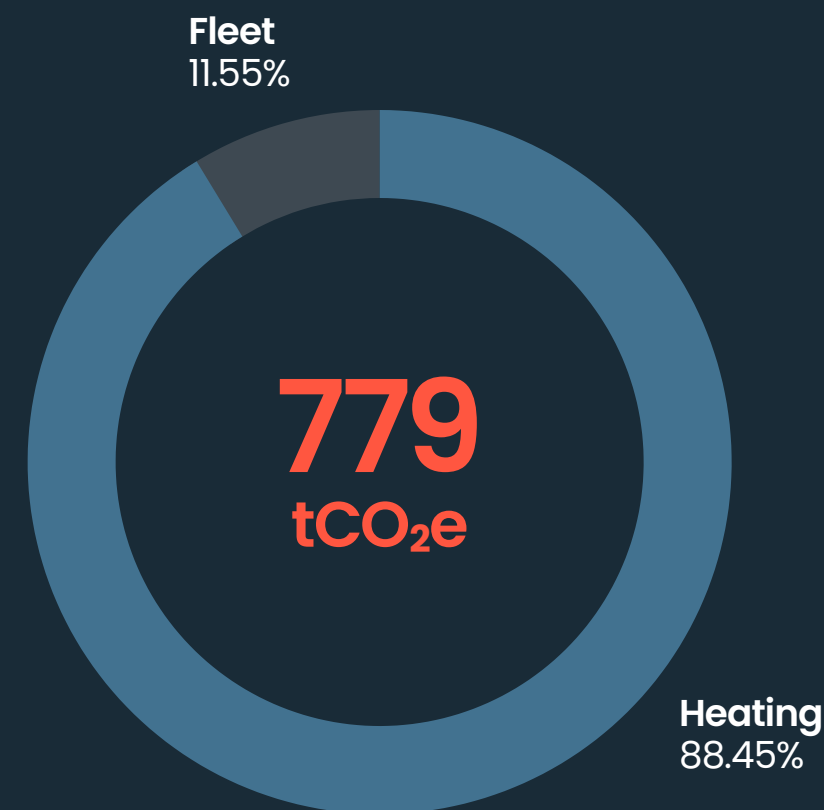
Total GHG emissions FY2023

10% Direct (Scope 1) GHG emissions
Indirect (Scope 2) GHG emissions

Other indirect (Scope 3) emissions **90%**

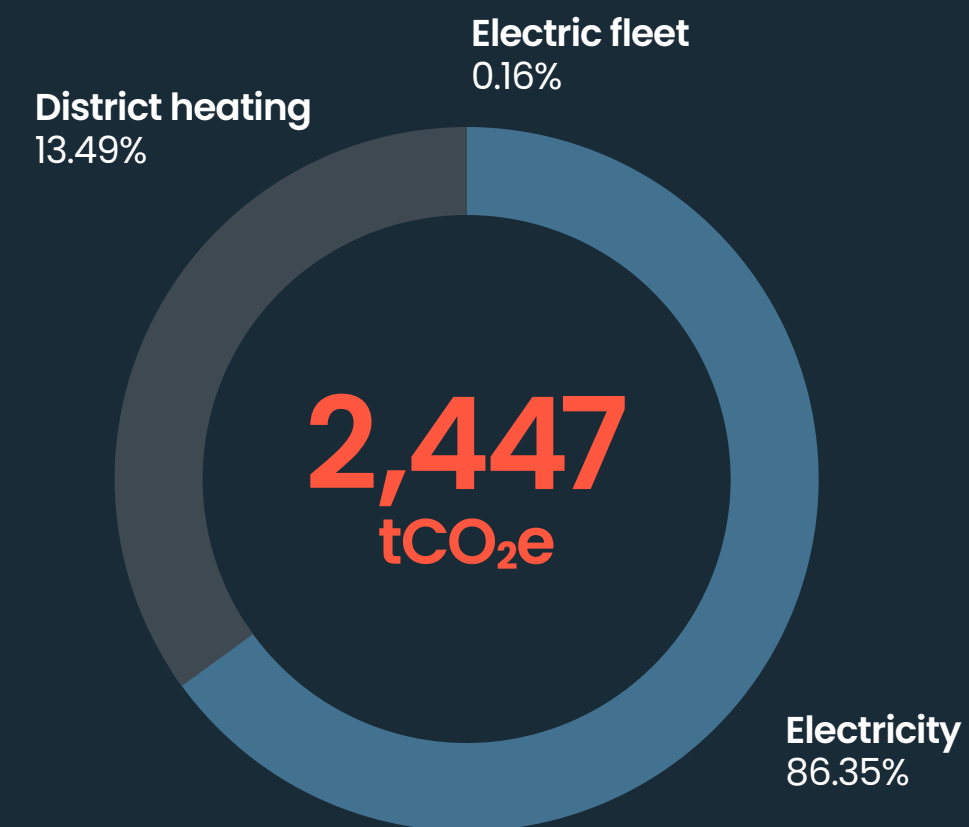
2.5% Scope 1
7.5% Scope 2

Total Global Scope 1*
GHG Emissions tCO₂e (Direct)



*excluding fugitive emissions from refrigerants

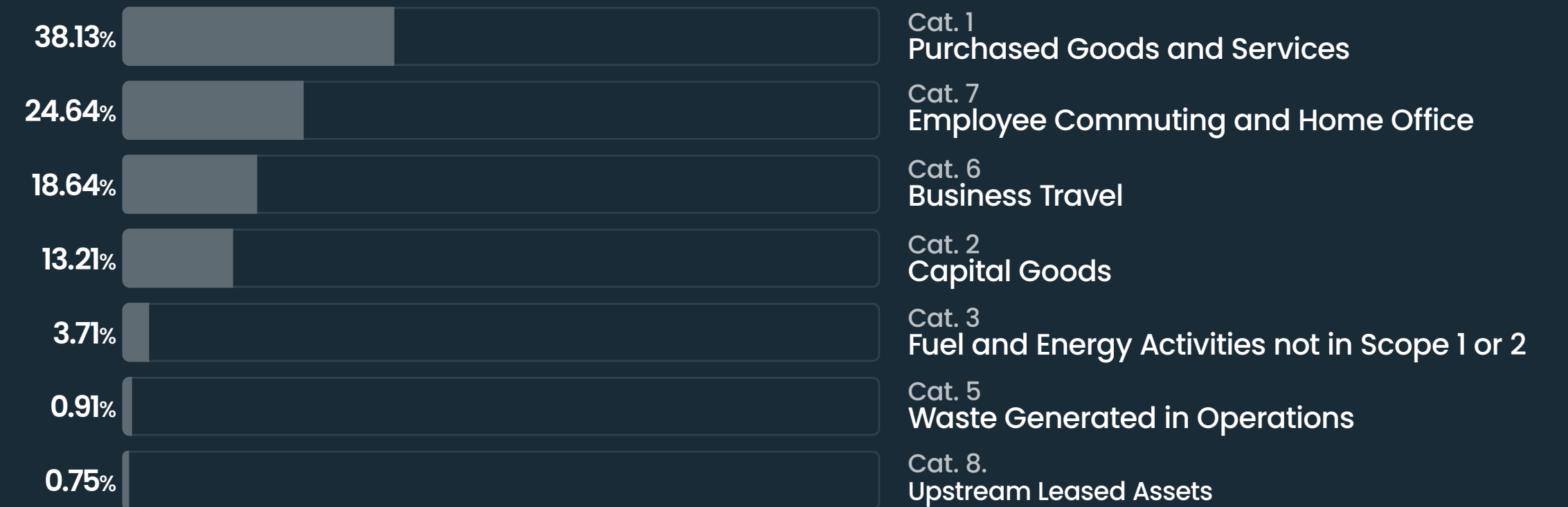
Global Market based Scope 2
GHG Emissions tCO₂e (Indirect)



≥ 50% is based on the grid

Other indirect (Scope 3) emissions

29,602 tCO₂e



Emission Intensity
(Scope 1+2)/Endavan

0.27 tCO₂e

Emission Intensity
(Scope 1+2)/million GBP revenue

4.06 tCO₂e

Total GHG emissions

32,828 tCO₂e

Total GHG emissions/Endavan

2.74 tCO₂e

Scope 1 and Scope 2 emissions, which make up approximately 10% of our total carbon footprint for the year ended 30 June 2023, are produced through our own operations either directly (through use of heating systems and use of conventional cars that are part of our fleet, based on fossil fuels), or indirectly (through purchased electricity, district heating and electric cars that are part of our fleet).

Global Scope 1 emissions (excluding fugitive emissions from refrigerants) have decreased by 17% in the year ended 30 June 2023, from 942 tCO₂e to 779 tCO₂e.

Global Scope 2 market-based emissions have decreased by 12% in the year ended 30 June 2023, from 2,770 tCO₂e to 2,447 tCO₂e, and Global Scope 2 location-based emissions have decreased by 14% in the year ended 30 June 2023, from 2,555 tCO₂e to 2,191 tCO₂e. In the short term, we plan to minimise these as a priority by reducing our dependence on fossil fuels and increasing the share of renewables in our operations.

Direct comparison of Global Scope 3 emissions against the prior year cannot be made, due to the lack of reliable information for certain categories of Scope 3 in the prior year.

Our analysis of our Scope 3 emissions shows that like other companies, the main contributor to Endava's carbon footprint (approximately 90% for the year ended 30 June 2023) is our supply chain. To this end, we have already begun the process of engaging with our suppliers to identify emission reduction opportunities and the partnerships that will be required to support them. Other notable sources are commuting and home office of Endavans, and business travel. We will continue to encourage more mindful and environmentally friendly alternatives for working and travelling.

For more details please refer to our [2023 We Care Sustainability Report](#).

